# MARKET INSIGHT SYNAPSE

**GLOBAL GEM: BRKB80 / LLY80** | **PRIME PICK:** CPF / ERW / MAJOR

# Pressure coming from global markets

## Horizon Market View

Yesterday, NASDAQ fell 1.8% and S&P500 dropped 1.2% mainly because U.S. tech stocks plunged due to concern over worthwhileness of AI investment, especially after Oracle's partner Blue Owl Capital said it will not back Oracle's data center in Michigan.

Reported on December 18, U.S. CPI in November is expected to rise 3.1%yoy, the highest in 2025. The BOJ may hike the interest rate to the highest level since 1995 and see a higher neutral rate, while Fed recently cut the interest rate. US-Japan interest rate spread narrows down, which may trigger Yen carry trade unwind.




## Region Radar

Eli Lilly (LLY.US), the world's leading GLP-1 producer, now dominates the largest market share in weight-loss drug market share in the US, surpassing Novo Nordisk. Eli Lilly plans to launch new drugs in 2026-2027. Speculate on Eli Lilly (DR: LLY80).

While tech stocks are volatile, Micron Technology (MU.US) posted 1Q26 revenue of US$13.6bn (+57%yoy) and EPS of US$4.78 (+167%yoy). This has short-term positive sentiment on DRAM chipmakers, e.g. SK Hynix (000660.KS) and Micron Technology (MU.US).

## Synapse Strategy

Tech stocks and Japanese stocks are still volatile. Watch U.S. CPI tonight. Keep an eye on Yen carry trade.

SET dividend yield is 4.3%, higher than many markets like S&P500 (1.2%). The MPC cut the interest rate to 1.25%, widening dividend yield gap to 3%, close to 2016 and 2022 (fund inflow). We recommend stocks with high dividends and insider buyback and share repurchase (MAJOR, CPF) and tourism plays (ERW).

## Thai Focus

The MPC unanimously voted to cut the interest rate to 1.25% (as expected) to support the weak economy. The BOT estimates 2026 GDP growth at only 1.5%, pressured by the floods, THB appreciation, and U.S. tariffs.

Interest rate cut lowers costs. Stocks will be less expensive than government bonds, having positive sentiment on stock markets. MEYG is high at 5%, higher than the ten-year average. If the MPC cuts the interest rate further, Thai stocks will be more favorably inexpensive.

SET MEYG by Year

Paradorn Tiaranapramote
Fundamental Investment Analyst on Securities
License No: 075365

Pawat Pattrapong
Fundamental Investment Analyst on Securities
License No: 117985

Siriluk Punwong
Analyst Assistant

Tanakit Sajjamongkol
Analyst Assistant

**Warning**
Investments involve risks. Please carefully review the product details, conditions of returns, and risks before making any investment decisions

## Horizon Market View

### Stock markets volatile due to many factors

Yesterday, NASDAQ fell 1.8% and S&P500 dropped 1.2%, led by tech stocks – PLTR (-5.6%), AMD (-5.3%), ORCL (-5.4%), AVGO (-4.5%), and NVDA (-3.8%) – due to concern over worthwhileness of AI investment, especially after Oracle's partner Blue Owl Capital said it will not back Oracle's data center in Michigan.

U.S. CPI in November (Dec 18) is expected to rise 3.1%yoy, the highest in 2025.

The Bank of Japan (BOJ) is expected to hike the interest rate to the highest level since 1995 and see a higher neutral rate due to many factors in Japan, especially rising inflation (close to 3% now), rising concern over higher cost of living, uncertainty about U.S. tariffs, and JPY depreciation. Meanwhile, Fed already cut the interest rate. US-Japan interest rate spread narrows down, which may trigger Yen carry trade unwind.

**Change in Asset & Commodity Prices**

| | Last | %Chg | %MTD | %YTD |
|---|---|---|---|---|
| **America** | | | | |
| NASDAQ | 22,693.32 | -1.81% | -2.88% | 17.52% |
| S&P | 6,721.43 | -1.16% | -1.86% | 14.28% |
| Russel | 2,492.30 | -1.07% | -0.33% | 11.75% |
| DJIA | 47,885.97 | -0.47% | 0.36% | 12.56% |
| **Europe** | | | | |
| FTSE 100 | 9,774.32 | 0.92% | 0.55% | 19.59% |
| DAX | 23,960.59 | -0.48% | 0.52% | 20.35% |
| Euro Stoxx 50 | 5,681.67 | -0.63% | 0.24% | 16.05% |
| CAC 40 | 8,086.05 | -0.25% | -0.45% | 9.56% |
| **ASIA** | | | | |
| Phillippines | 6,079.02 | 0.39% | 0.94% | -6.89% |
| Indonesia | 8,677.35 | -0.11% | 1.98% | 22.56% |
| Australia | 8,570.00 | -0.18% | -0.51% | 5.04% |
| Japan | 49,512.28 | 0.26% | -1.48% | 24.11% |
| Malaysia | 1,641.44 | -0.42% | 2.30% | -0.05% |
| Korea | 4,056.41 | 1.43% | 3.31% | 69.05% |
| China | 3,870.28 | 1.19% | -0.47% | 15.47% |
| Hong Kong | 25,468.78 | 0.92% | -1.51% | 26.96% |
| Thailand | 1,256.85 | -0.30% | 0.01% | -10.24% |

| | Last | %Chg | %MTD | %YTD |
|---|---|---|---|---|
| Dollar Index | 98.37 | 0.23% | -1.10% | -9.33% |
| EURO/USD | 1.17 | 0.00% | 1.23% | 13.40% |
| USD/THB | 31.50 | 0.07% | 2.21% | 8.24% |
| Gold Spot | 4,337.86 | -0.01% | 2.32% | 65.28% |
| *Negative means depreciation | | | | |
| **BOND (US)** | | | | |
| 2 Year | 3.48 | -0.12% | -0.18% | -17.89% |
| 5 Year | 3.70 | 0.05% | 2.83% | -15.60% |
| 10 Year | 4.15 | 0.19% | 3.48% | -9.11% |
| **BOND (TH)** | | | | |
| 1 Year TH | 1.17 | -1.95% | -6.83% | -40.75% |
| 10 Year TH | 1.69 | -1.44% | -1.13% | -26.72% |

| | Last | %Chg | %MTD | %YTD |
|---|---|---|---|---|
| BADI | 2204 | 0.50% | -13.91% | 121.06% |
| Newcastle Coal | 106.1 | 0.09% | -4.29% | -23.09% |
| Cotton | 63.43 | 0.52% | 0.83% | -7.27% |
| Natural Gas | 4.123 | 2.46% | -14.99% | -11.45% |
| Soybean Meal | 302 | -1.34% | -6.85% | -8.43% |
| Rubber Block | 176 | 0.80% | -2.22% | -10.84% |
| Sugar | 14.76 | -0.40% | -2.96% | -16.61% |
| Rubber Sheet | 208 | 0.24% | -4.15% | -12.16% |
| Soybean | 1068.75 | -0.28% | -6.74% | 3.34% |
| Brent | 59.68 | 1.29% | -5.57% | -20.04% |
| WTI | 56.95 | 1.81% | -2.73% | -20.59% |

Source: Bloomberg, ASPS Research (Dec 17, 2025)

**BOJ Interest Rate Highest since 1995**

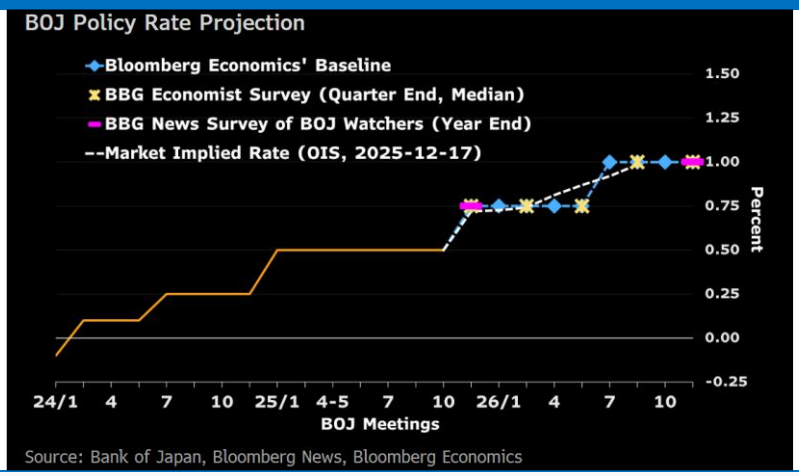


Source: Bloomberg (Dec 17, 2025)

Research Division

English research reports are a rough translation of our Thai-language research products. It is produced primarily with time efficiency in mind, so that English-English research reports are a rough translation of our Thai-language research products. It is produced primarily with time efficiency in mind, so that English-reading clients can see what the main recommendations are from our Thai-language research team. Given that this is a rough-and-ready translation, Asia Plus Securities Company cannot be held responsible for translation inaccuracies.

The Thai language research reports and information contained therein are compiled from public data sources and our analysts' interviews with executives of listed companies. They are presented for informational purposes only and not to be deemed as solicitations to buy or sell any securities. Best attempts have been made to verify information from these vast sources, but we cannot guarantee their accuracy, adequacy, completeness and timeliness. The analyses and comments presented herein are opinions of our analysts and do not necessarily reflect the views of Asia Plus Securities.

ASIA PLUS Securities

Japan is the world's third largest economy following the US and China, change in Japan's policies may have global impact and must be watched closely. Credit default swaps (CDS), which act like insurance for bondholders, are increasing, raising concern over higher default risk and causing stock market fluctuation.

**Japan's CDS Concern (default concern) after BOJ Interest Rate Hike vs Fed Interest Rate Cut**

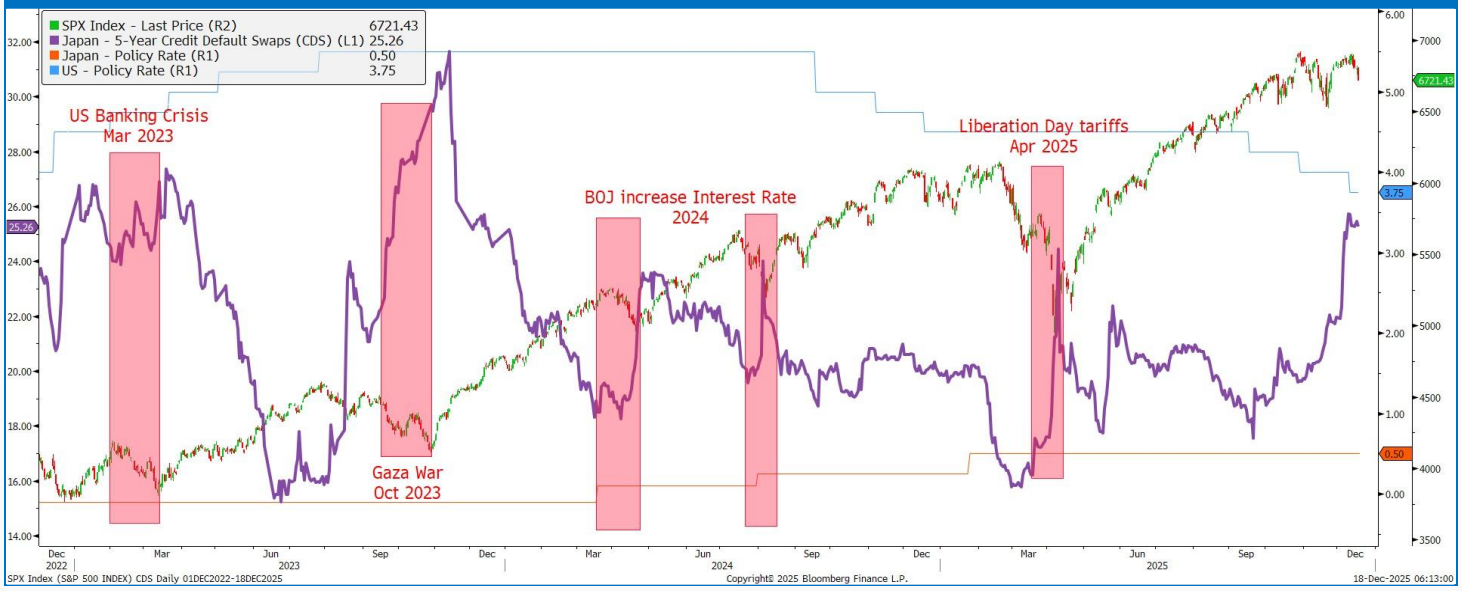


Source: Bloomberg, ASPS Research (Dec 17, 2025)

## Region Radar

### Eli Lilly, leading diabetes, weight-loss drug producer

Eli Lilly (LLY.US) is the world's leading GLP-1 producer. In 2025, Eli Lilly dominates 57.9% market share in U.S. GLP-1 weight-loss drug market, surpassing Novo Nordisk's market share of 41.7%.

**U.S. GLP-1 Market Share**

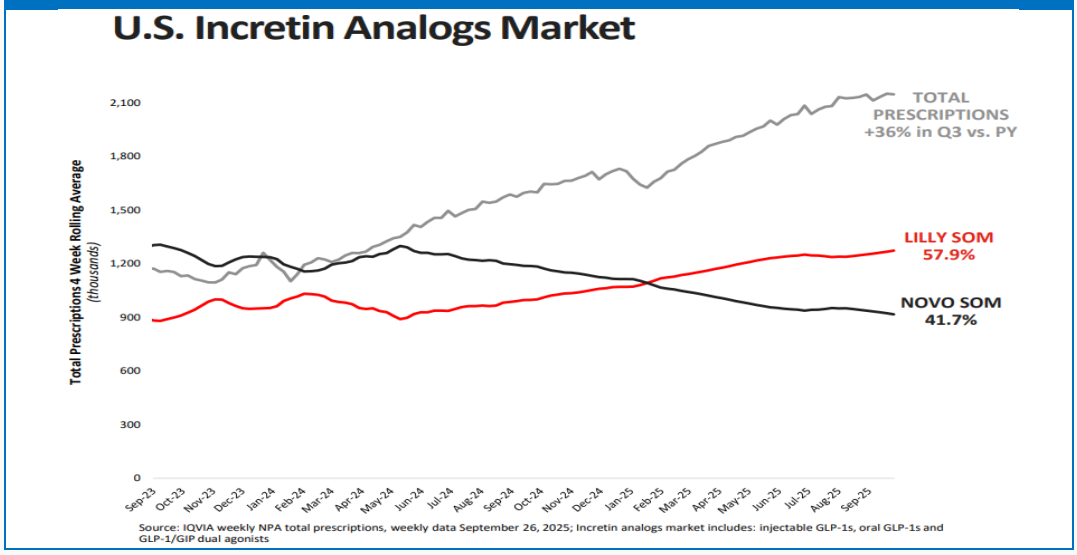


Source: Bloomberg, ASPS Research

Research Division

English research reports are a rough translation of our Thai-language research products. It is produced primarily with time efficiency in mind, so that English-English research reports are a rough translation of our Thai-language research products. It is produced primarily with time efficiency in mind, so that English-reading clients can see what the main recommendations are from our Thai-language research team. Given that this is a rough-and-ready translation, Asia Plus Securities Company cannot be held responsible for translation inaccuracies.

The Thai language research reports and information contained therein are compiled from public data sources and our analysts' interviews with executives of listed companies. They are presented for informational purposes only and not to be deemed as solicitations to buy or sell any securities. Best attempts have been made to verify information from these vast sources, but we cannot guarantee their accuracy, adequacy, completeness and timeliness. The analyses and comments presented herein are opinions of our analysts and do not necessarily reflect the views of Asia Plus Securities.

ASIA PLUS Securities

Goldman Sachs revises up projections on weight-loss drug market, expecting drug sales volume growth to be driven by sales of Novo Nordisk and Eli Lilly's GLP-1 pills.

**Anti-Obesity Medication Market Projections (Million US$)**

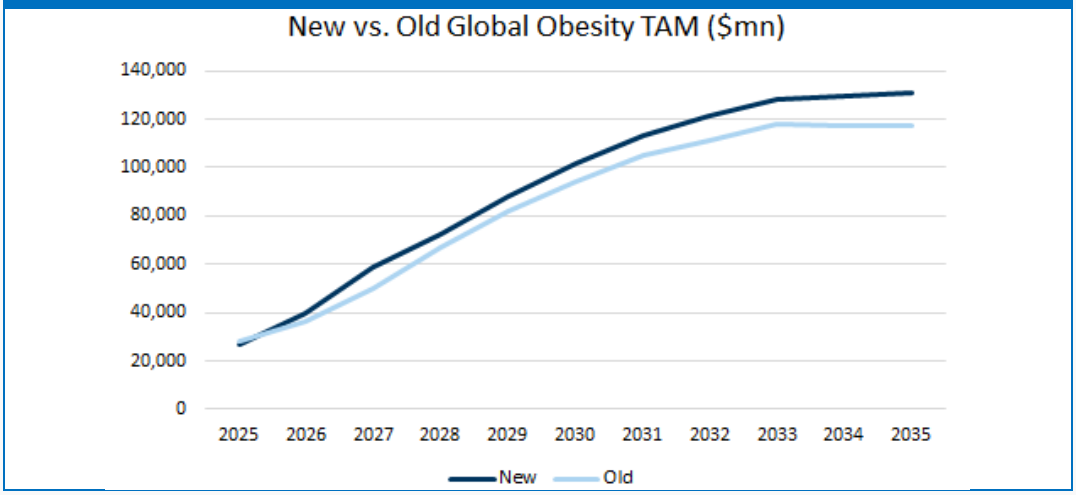


Source: Goldman Sachs, ASPS Research

Eli Lilly will launch new products, oral GLP-1 Orforglipron in 2026 and premium injectable GLP-1 Retatrutide (currently best weight-loss and diabetes drug) in 2027.

**Eli Lilly's Upcoming Events**

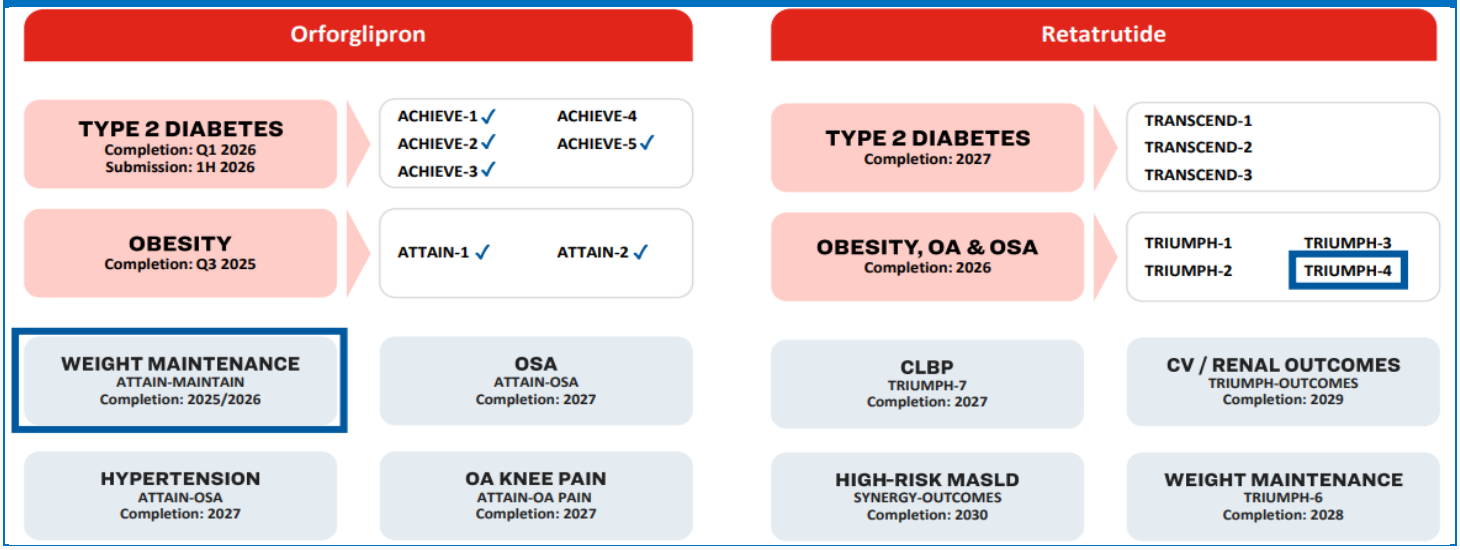


Source: Company Report, ASPS Research

## Micron's earnings strong, promising

Micron Technology (MU.US) posted 1Q26 total revenue of US$13.6bn (growing 57%yoy) and EPS of US$4.78 (growing 167%yoy), driven by revenue from DRAM business that grew 69%yoy. Micron estimates 2Q26 revenue at US$18.7bn and EPS at US$8.42, higher than market projection of US$14.3bn and US$4.71. Since tech stocks are fluctuating now, we recommend speculating while setting stop-loss points.

+Research Division

English research reports are a rough translation of our Thai-language research products. It is produced primarily with time efficiency in mind, so that English-English research reports are a rough translation of our Thai-language research products. It is produced primarily with time efficiency in mind, so that English-reading clients can see what the main recommendations are from our Thai-language research team. Given that this is a rough-and-ready translation, Asia Plus Securities Company cannot be held responsible for translation inaccuracies.

The Thai language research reports and information contained therein are compiled from public data sources and our analysts' interviews with executives of listed companies. They are presented for informational purposes only and not to be deemed as solicitations to buy or sell any securities. Best attempts have been made to verify information from these vast sources, but we cannot guarantee their accuracy, adequacy, completeness and timeliness. The analyses and comments presented herein are opinions of our analysts and do not necessarily reflect the views of Asia Plus Securities.

ASIA PLUS Securities

**Micron's 1Q26 Earnings Result**

Micron Technology Inc Currency FRC (USD)
Peer Comparison: Semiconductor Devices | KPIC » Previous Earnings: 12/17/25 | EVTS »
Single Period | Multiple Periods | Single Measure
Period 2026* - Quarter 1 Compare Actuals vs. Estimates ( Sort Detail

| Metric | Actuals | Consensus | | |
|---|---|---|---|---|
| Analyst | | | | |
| Analyst Recommendation | | | | |
| Model Download | | | | |
| Table Data Date | 12/17/2025 | 12/16/2025 | | |
| Highlights | | | | |
| Adjusted Diluted EPS | 4.78 | 3.95 | 29 | 20.97% |
| Revenue | 13,643.0 | 12,954.4 | 36 | 5.32% |
| Segment Revenue | | | | |
| DRAM | 10,812.0 | 10,082.0 | 23 | 7.24% |
| NAND | 2,743.0 | 2,451.6 | 24 | 11.89% |
| Other | 88.0 | 80.2 | 20 | 9.79% |
| Adjusted Gross Margin (%) | 56.80 | 52.14 | 23 | 8.94% |
| Adjusted R&D Expense | 1,064.0 | 1,019.1 | 17 | 4.41% |
| As % of Revenue | 7.80 | 8.04 | 12 | -2.98% |
| Adjusted Operating Income | 6,419.0 | 5,370.6 | 27 | 19.52% |
| Adjusted Operating Margin (%) | 47.05 | 41.58 | 23 | 13.16% |
| Adjusted Net Income Margin (%) | 40.18 | 34.80 | 15 | 15.47% |

Source: Bloomberg, ASPS Research

**Micron's Earnings Guidance**

| | |
|---|---|
| **Revenue** | $18.70 billion ± $400 million |
| **Gross margin** | 68.0% ± 1.0% |
| **Operating expenses** | $1.38 billion ± $20 million |
| **Diluted earnings per share*** | $8.42 ± $0.20 |

Source: Company Report, ASPS Research

## Thai Focus

### MPC cuts interest rate as expected. SET MEYG high

The Bank of Thailand's (BOT) Monetary Policy Committee (MPC) voted unanimously to cut the interest rate by 0.25% to 1.25% (as expected), citing economic slowdown and higher economic risk. Thailand's economy in 2H25 is slowing down due to a decline in the manufacturing sector, decreasing number of tourists, and the floods in southern Thailand. 2026-2027 GDP growth is projected to weaken from 3% in 1H25 due to a decline in consumption (in line with lower income), a decrease in export caused by tariffs, and THB appreciation. The BOT estimates Thailand's GDP growth at 2.2% in 2025, 1.5% (revised down from 1.6%) in 2026, and 2.3% in 2027. Inflation rate is still expected to stay low at 0.3%yoy in 2026 due to lower global energy prices and the government's living cost reduction measures.

Research Division
English research reports are a rough translation of our Thai-language research products. It is produced primarily with time efficiency in mind, so that English-English research reports are a rough translation of our Thai-language research products. It is produced primarily with time efficiency in mind, so that English-reading clients can see what the main recommendations are from our Thai-language research team. Given that this is a rough-and-ready translation, Asia Plus Securities Company cannot be held responsible for translation inaccuracies.
The Thai language research reports and information contained therein are compiled from public data sources and our analysts' interviews with executives of listed companies. They are presented for informational purposes only and not to be deemed as solicitations to buy or sell any securities. Best attempts have been made to verify information from these vast sources, but we cannot guarantee their accuracy, adequacy, completeness and timeliness. The analyses and comments presented herein are opinions of our analysts and do not necessarily reflect the views of Asia Plus Securities.
ASIA PLUS Securities

## BOT's GDP Growth Forecast

ธนาคารแห่งประเทศไทย
BANK OF THAILAND

Macroeconomic projection as of December 2025

| Annual percentage change | 2024* | 2025 | 2026 | 2027 |
|---|---|---|---|---|
| GDP growth | 2.5 | 2.2 | 1.5 | 2.3 |
| Domestic demand | 3.0 | 2.3 | 1.6 | 2.3 |
| Private consumption | 4.4 | 2.4 | 1.9 | 2.0 |
| Private investment | -1.6 | 2.0 | 2.2 | 2.8 |
| Government consumption | 2.5 | 0.3 | 0.0 | 1.6 |
| Public investment | 4.8 | 7.1 | 0.8 | 5.7 |
| Exports of goods and services | 7.8 | 8.7 | 1.2 | 1.5 |
| Imports of goods and services | 6.3 | 6.8 | 1.5 | 1.2 |
| Current account (billion, U.S. dollar) | 11.6 | 14.0 | 12.0 | 13.0 |
| Value of merchandise exports (%YoY) | 5.9 | 12.0 | 0.6 | 1.7 |
| Value of merchandise imports (%YoY) | 5.5 | 13.3 | 1.3 | 1.5 |
| Number of foreign tourists (million persons) | 35.5 | 33.0 | 35.0 | 36.0 |
| Tourism receipt (Trillion baht) | 1.4 | 1.4 | 1.5 | 1.6 |
| Dubai crude oil price (U.S. dollar per barrel) | 79.6 | 70.0 | 63.0 | 66.0 |
| Headline inflation | 0.4 | -0.1 | 0.3 | 1.0 |
| Core inflation | 0.6 | 0.8 | 0.8 | 1.0 |

Note: * Outturns

Source: BOT, ASPS Research

Watch important issues in 2026: Thailand's 4Q25 GDP report on February 16, the first MPC meeting of 2026 of February 25, and 1Q26 GDP report on May 18.

## Important Events in 2026

Thailand | 6) Browse | 06:15:28
Economic Releases | Financial Indicators

| | Date Time | A | M | R | Event |
|---|---|---|---|---|---|
| **Feb 16, 2026** (4Q25 GDP) | 21) 02/25 14:00 | | | | BoT Benchmark Interest Rate |
| | 22) 04/29 14:00 | | | | BoT Benchmark Interest Rate |
| **May 18, 2026** (1Q26 GDP) | 23) 06/24 14:00 | | | | BoT Benchmark Interest Rate |
| **Jul 17, 2026** (2Q26 GDP) | 24) 08/26 14:00 | | | | BoT Benchmark Interest Rate |
| | 25) 10/28 14:00 | | | | BoT Benchmark Interest Rate |
| | 26) 12/23 14:00 | | | | BoT Benchmark Interest Rate |

Source: Bloomberg, ASPS Research

Although Thailand's economy is dull, interest rate cut has positive sentiment on SET Index. Interest rate cut lowers financial costs, while bond yields may drop, so Thai stocks will be more favorable. Assuming the interest rate at 1.25%, market earnings yield gap (MEYG) at 5%, and 2026 EPS at B90, 2026 SET Index target is 1,440 pts (P/E ratio of 16x). If the MPC cuts the interest rate further, MEYG may rise further, probably higher than the ten-year average of 4.1%.

Research Division

English research reports are a rough translation of our Thai-language research products. It is produced primarily with time efficiency in mind, so that English-English research reports are a rough translation of our Thai-language research products. It is produced primarily with time efficiency in mind, so that English-reading clients can see what the main recommendations are from our Thai-language research team. Given that this is a rough-and-ready translation, Asia Plus Securities Company cannot be held responsible for translation inaccuracies.

The Thai language research reports and information contained therein are compiled from public data sources and our analysts' interviews with executives of listed companies. They are presented for informational purposes only and not to be deemed as solicitations to buy or sell any securities. Best attempts have been made to verify information from these vast sources, but we cannot guarantee their accuracy, adequacy, completeness and timeliness. The analyses and comments presented herein are opinions of our analysts and do not necessarily reflect the views of Asia Plus Securities.

ASIA PLUS Securities

## SET MEYG by Year

| Interest Rate | Interest Rate Cut | Target SET | EPS | PE | EYG | MEYG |
|---|---|---|---|---|---|---|
| **1.50%** | | 1440.00 | 90.00 | 16.00 | 6.25% | **4.75%** |
| **1.25%** | 0 Bps. | 1440.00 | 90.00 | 16.00 | 6.25% | **5.00%** |
| **1.00%** | 25 Bps. | 1440.00 | 90.00 | 16.00 | 6.25% | **5.25%** |
| **0.75%** | 50 Bps. | 1440.00 | 90.00 | 16.00 | 6.25% | **5.50%** |
| **0.50%** | 75 Bps. | 1440.00 | 90.00 | 16.00 | 6.25% | **5.75%** |

Source: Bloomberg, ASPS Research

## Synapse Strategy

### Thai stocks have high dividend yields, less volatile than global stocks

Growth stocks, tech stocks, cryptocurrencies, and Japanese stocks are still volatile. Watch U.S. CPI tonight, while risk from Yen carry trade may subside.

### Tech & Crypto Volatile (WTD)

| W-3 | W-2 | W-1 |
|---|---|---|
| WTI 2.6% | Gold 2.4% | Gold 0.9% |
| Magnificent7 1.4% | Ethereum 2.0% | Stoxx Europe 600 0.3% |
| SET 1.4% | Bitcoin 1.1% | **SET 0.2%** |
| MSCI Emerging 1.4% | **MSCI ACWI Value 0.7%** | MSCI ACWI Value -0.8% |
| Nasdaq 1.0% | MSCI Emerging 0.3% | WTI -0.8% |
| HangSeng 0.9% | Stoxx Europe 600 -0.1% | Magnificent7 -1.2% |
| **MSCI ACWI Value 0.6%** | MSCI ACWI -0.2% | MSCI ACWI -1.4% |
| MSCI ACWI 0.6% | HangSeng -0.4% | **S&P500 -1.6%** |
| **MSCI ACWI Growth** | S&P500 -0.6% | HangSeng -2.0% |
| Stoxx Europe 600 0.4% | **MSCI ACWI Growth** | MSCI ACWI Growth -2.0% |
| S&P500 0.3% | SET -1.5% | Nasdaq -2.2% |
| Ethereum -0.6% | Magnificent7 -1.9% | MSCI Emerging -2.2% |
| Gold -1.0% | Nasdaq -1.9% | Bitcoin -4.4% |
| Bitcoin -1.9% | WTI -4.4% | Ethereum -8.1% |

Source: Bloomberg, ASPS Research (Dec 17, 2025)

Research Division

English research reports are a rough translation of our Thai-language research products. It is produced primarily with time efficiency in mind, so that English-English research reports are a rough translation of our Thai-language research products. It is produced primarily with time efficiency in mind, so that English-reading clients can see what the main recommendations are from our Thai-language research team. Given that this is a rough-and-ready translation, Asia Plus Securities Company cannot be held responsible for translation inaccuracies.

The Thai language research reports and information contained therein are compiled from public data sources and our analysts' interviews with executives of listed companies. They are presented for informational purposes only and not to be deemed as solicitations to buy or sell any securities. Best attempts have been made to verify information from these vast sources, but we cannot guarantee their accuracy, adequacy, completeness and timeliness. The analyses and comments presented herein are opinions of our analysts and do not necessarily reflect the views of Asia Plus Securities.

ASIA PLUS Securities

SET dividend yield is 4.3%, higher than many markets like S&P500 (1.2%). The MPC cut the interest rate to 1.25%, widening dividend yield gap to 3%, close to 2016 and 2022 where fund inflow was robust.

## Dividend Yield by Market

Source: Bloomberg, ASPS Research (Dec 17, 2025)

## SET Dividend Yield by Year

Source: Bloomberg, ASPS Research (Dec 17, 2025)

Research Division

English research reports are a rough translation of our Thai-language research products. It is produced primarily with time efficiency in mind, so that English-English research reports are a rough translation of our Thai-language research products. It is produced primarily with time efficiency in mind, so that English-reading clients can see what the main recommendations are from our Thai-language research team. Given that this is a rough-and-ready translation, Asia Plus Securities Company cannot be held responsible for translation inaccuracies.

The Thai language research reports and information contained therein are compiled from public data sources and our analysts' interviews with executives of listed companies. They are presented for informational purposes only and not to be deemed as solicitations to buy or sell any securities. Best attempts have been made to verify information from these vast sources, but we cannot guarantee their accuracy, adequacy, completeness and timeliness. The analyses and comments presented herein are opinions of our analysts and do not necessarily reflect the views of Asia Plus Securities.

ASIA PLUS Securities

To avoid fluctuation, we recommend stocks with good immunity thanks to share repurchases: KBANK, CPF, SAPPE, MAJOR, MINT.

**Share Repurchase / Insider Buyback Stocks**

| No. | Symbol | Transaction Date | Lowest Price (Baht/Share) | Highest Price (Baht/Share) | No. of shares (as reporting) | Total Value (Baht) |
|---|---|---|---|---|---|---|
| 1 | KBANK | 17/12/2025 | 190.5 | 190.5 | 420,000 | 80,010,000.00 |
| 2 | CPF | 17/12/2025 | 20.9 | 21 | 1,239,000 | 25,999,000.00 |
| 3 | SAPPE | 17/12/2025 | 31 | 32 | 750,000 | 23,660,025.00 |
| 4 | MAJOR | 17/12/2025 | 6.8 | 7.1 | 1,651,600 | 11,503,555.00 |
| 5 | MINT | 17/12/2025 | 23.7 | 23.8 | 450,000 | 10,705,000.00 |
| 6 | BTG | 17/12/2025 | 17.4 | 17.5 | 250,000 | 4,370,000.00 |
| 7 | SONIC | 17/12/2025 | 1.5 | 1.5 | 856,500 | 1,284,750.00 |
| 8 | TKS | 17/12/2025 | 6.55 | 6.6 | 70,000 | 461,000.00 |
| 9 | SFLEX | 17/12/2025 | 2.98 | 3.02 | 140,000 | 419,990.60 |
| 10 | BEYOND | 17/12/2025 | 7.7 | 8 | 52,800 | 419,475.00 |
| 11 | KOOL | 17/12/2025 | 0.27 | 0.28 | 400,000 | 111,849.00 |
| 12 | BGC | 17/12/2025 | 3.9 | 3.9 | 22,400 | 87,360.00 |

Source: Bloomberg, ASPS Research (Dec 17, 2025)

Top picks are MAJOR and CPF (high dividends, insider share buyback and share repurchase) and tourism play ERW.

Research Division

English research reports are a rough translation of our Thai-language research products. It is produced primarily with time efficiency in mind, so that English-English research reports are a rough translation of our Thai-language research products. It is produced primarily with time efficiency in mind, so that English-reading clients can see what the main recommendations are from our Thai-language research team. Given that this is a rough-and-ready translation, Asia Plus Securities Company cannot be held responsible for translation inaccuracies.

The Thai language research reports and information contained therein are compiled from public data sources and our analysts' interviews with executives of listed companies. They are presented for informational purposes only and not to be deemed as solicitations to buy or sell any securities. Best attempts have been made to verify information from these vast sources, but we cannot guarantee their accuracy, adequacy, completeness and timeliness. The analyses and comments presented herein are opinions of our analysts and do not necessarily reflect the views of Asia Plus Securities.

ASIA PLUS Securities

# CALENDAR

*18 December 2025*

## December 2025

| Monday | Tuesday | Wednesday | Thursday | Friday |
|---|---|---|---|---|
| **15**<br>**Par decrease**<br>TPRIME B8.2357 par (from B8.2718)<br><br>**XD**<br>DISNEY19 @tba<br>LHSC @B0.220<br>META01 @tba<br>META06 @tba<br>META80 @tba<br><br>**XN**<br>QHBREIT @B0.1950<br><br>**New shares trading**<br>MILL 754,690,721 shrs (xr)<br>NATION 12,766 shrs (w)<br><br>**Conversion**<br>PACO-W1 1:1w @B3.00 (final) | **16**<br>**New list - Agro & Food Industry > MAI**<br>NTF Intergrop (NTF) 200m shrs, B0.50 par (IPO 60m shrs @B6.00)<br><br>**Delist**<br>PACO-W1<br><br>**Par decrease**<br>CPTREIT B9.2818 par (from B9.3914)<br><br>**XD**<br>TAIWAN13 @tba<br>TAIWANHD13 @tba | **17**<br>**Par decrease**<br>CPNREIT B11.1003 par (from B11.3062)<br><br>**New shares trading**<br>TFG 458,851 shrs (w)<br>XBIO 631,725 shrs (xr) | **18**<br>**Par decrease**<br>FUTURERT B9.771 par (from B9.8476)<br><br>**Last trading day**<br>SCN-W2<br><br>**SP Sign temporary lifted, NC sign posted**<br>JKN<br><br>**XD**<br>CNTECH01 @tba<br>SPBOND80 @tba | **19**<br>**Last trading day**<br>B52-W4<br><br>**Par decrease**<br>CNPCG B9.1966 par (from B9.4627)<br>SUPERIF B9.13 par (from B9.285)<br><br>**XE**<br>SCN-W2 1:1w @B5.00 (Final, "SP") |
| **22**<br>**Last trading day**<br>RS-W5<br><br>**XD**<br>AVGO80 @tba<br>QQQM19 @tba<br>SPFIN80 @tba<br>SPCOM80 @tba<br>SPENGY80 @tba<br>SPHLTH80 @tba<br>SPTECH80 @tba<br><br>**XE**<br>B52-W4 1:1w @B0.50 (final, "SP") | **23**<br>**XE**<br>RS-W5 2:1w @B3.00 (final, "SP") | **24** | **25**<br>**XD**<br>MMM @B0.10<br>MMM 10 existing : 1STD<br>WASH @B0.0722 | **26**<br>**Last trading day before delist**<br>JKN<br><br>**XD**<br>INETREIT @B0.0666<br>SP500US19 @tba<br>SP500US80 @tba |
| **29**<br>**XD**<br>CMR @B0.1043<br>INGRS @B0.023 | **30**<br>**XW**<br>ACC 5 existing : 1ACC-W3 | **31**<br>**PUBLIC HOLIDAY**<br>**(New Year's Eve)** | | |

## January 2026

| Monday | Tuesday | Wednesday | Thursday | Friday |
|---|---|---|---|---|
| | | | **1**<br>**PUBLIC HOLIDAY**<br>**(New Year's)** | **2**<br>**SPECIAL HOLIDAY**<br>**(New Year's)** |
| **5**<br>**XB**<br>PSTC 13.858 :1cb @B1,000 | **6**<br>**XD**<br>JPMUS19 @tba<br><br>**Conversion**<br>TFI-W1 1:1w @B0.15 (final) | **7**<br>**Delist**<br>TFI-W1<br><br>**XW**<br>KASET 2.50 existing : 1KASET-W1 | **8** | **9**<br>**XD**<br>MA80 @tba<br>ORCL19 @tba<br><br>**XW**<br>SAAM 2 existing : 1SAAM-W3<br>SAAM 2 existing : 1SAAM-W4 |
| **12** | **13**<br>**Conversion**<br>SCN-W2 1:1w @B5.00 (Final) | **14**<br>**Delist**<br>SCN-W2<br><br>**Conversion**<br>B52-W4 1:1w @B0.50 (final) | **15**<br>**Delist**<br>B52-W4<br><br>**Conversion**<br>RS-W5 2:1w @B3.00 (final) | **16**<br>**Delist**<br>RS-W5<br><br>**XD**<br>ABBV19 @tba |
| **19** | **20**<br>**XD**<br>DELL19 @tba<br><br>**XW**<br>NCL 3 existing: 1NCL-W4<br><br>**Conversion**<br>SFLEX-W2 1:1w @B10.00 (final) | **21**<br>**Delist**<br>SFLEX-W2 | **22** | **23**<br>**XD**<br>PFIZER19 @tba |
| **26** | **27** | **28** | **29** | **30**<br>**XD**<br>TSC @B0.80 |

## February 2026

| Monday | Tuesday | Wednesday | Thursday | Friday |
|---|---|---|---|---|
| **2**<br>**XR**<br>BKA 2:1n @B0.60 | **3**<br>**XD**<br>STI @B0.026 | **4** | **5**<br>**XD**<br>METCO @B30<br>THAIBEV19 @tba | **6** |
| **9** | **10**<br>**XD**<br>IRC @B0.493 | **11** | **12** | **13**<br>**XD**<br>LLY80 @tba<br>SBUX80 @tba |
| **16** | **17** | **18** | **19**<br>**XD**<br>MFST80 @tba | **20** |

ที่มา: set.or.th

หมายเหตุ :"@tba" หุ้น DR ที่มีการประกาศปันผลยังเป็นตัวเลขปันผลเบื้องต้น ยังมีการเปลี่ยนแปลงได้

| Security | CG Report | SET ESG Ratings | CAC Anti-Corruption |
|---|---|---|---|
| 2S | 4 | - | Yes |
| 3BBIF | - | - | |
| 88TH | - | - | |
| A | - | - | |
| A5 | 4 | - | |
| AAI | 5 | - | Yes |
| AAV | 5 | - | |
| ABM | 4 | - | |
| ACAP | - | - | |
| ACC | - | - | |
| ACE | 5 | AAA | Yes |
| ACG | 4 | - | |
| ADB | 5 | AA | Yes |
| ADD | 4 | - | |
| ADVANC | 5 | AA | Yes |
| ADVICE | - | - | |
| AE | 4 | - | Yes |
| AEONTS | 5 | - | |
| AF | 5 | - | Yes |
| AFC | - | - | |
| AGE | 5 | - | |
| AH | 4* | - | Yes |
| AHC | 3 | - | |
| AI | - | - | Yes |
| AIE | 3 | - | Yes |
| AIMCG | - | - | |
| AIMIRT | - | - | |
| AIRA | 5 | - | Yes |
| AIT | 4 | - | |
| AJ | 5 | AAA | Yes |
| AJA | -* | - | |
| AKP | 5 | AA | Yes |
| AKR | 5 | BBB | |
| AKS | -* | - | |
| ALLA | 5 | A | |
| ALLY | - | - | |
| ALPHAX | - | - | |
| ALT | 5 | - | |
| ALUCON | 4 | - | |
| AMA | 5 | - | Yes |
| AMANAH | 3 | - | Yes |
| AMARC | - | - | |
| AMARIN | 5 | - | Yes |
| AMATA | 5 | AAA | Yes |
| AMATAR | - | - | |
| AMATAV | 5 | AA | Yes |
| AMC | 4 | - | |
| AMR | 3 | - | |
| ANAN | 4 | - | |
| ANI | 3 | - | |
| AOT | 5 | A | |
| AP | 5 | AA | Yes |
| APCO | 4 | - | |
| APCS | 4 | - | Yes |
| APO | - | - | |
| APP | - | - | |
| APURE | 3 | - | |
| AQUA | - | - | |
| ARIN | 3 | - | |
| ARIP | 5 | - | |
| ARROW | 3 | - | |
| AS | - | - | Yes |
| ASAP | - | - | |
| ASEFA | - | - | |
| ASIA | 3 | - | |
| ASIAN | 5 | - | Yes |
| ASIMAR | 5 | - | |
| ASK | 5 | A | Yes |
| ASN | 3 | - | |
| ASP | 5 | - | Yes |
| ASW | 5 | AA | Yes |
| AU | - | - | |
| AUCT | 5 | - | |
| AURA | 5 | - | |
| AWC | 5 | AA | Yes |
| AXTRART | - | - | |
| AYUD | 3 | - | Yes |
| B | 5 | - | Yes |
| B52 | - | - | |
| BA | 4 | BBB | |
| BAFS | 5 | - | Yes |
| BAM | 5 | AA | Yes |
| BANPU | 5 | AAA | Yes |
| BAREIT | - | - | |
| BAY | 5 | AAA | Yes |
| BBGI | 5 | AA | Yes |
| BBIK | 4 | - | |
| BBL | 5 | AAA | Yes |
| BC | 4 | - | |
| BCH | 5 | AA | Yes |
| BCP | 4 | - | Yes |
| BCPG | 5 | AAA | Yes |
| BCT | - | - | |
| BDMS | 5 | A | |
| BE8 | 4 | - | Yes |
| BEAUTY | - | - | |
| BEC | 5 | - | Yes |
| BEM | 5 | AAA | |
| BEYOND | 5 | - | Yes |
| BGC | 5 | AAA | Yes |
| BGRIM | 5 | AAA | Yes |
| BGT | - | - | |
| BH | 5 | - | |
| BIG | 4 | - | |
| BIOTEC | 3 | - | |
| BIS | 3 | - | |
| BIZ | 5 | - | |
| BJC | 5 | AA | |
| BJCHI | 3 | - | |
| BKA | - | - | |
| BKD | - | - | |
| BKGI | - | - | |
| BKIH | 5 | AAA | |
| BLA | 5 | AA | Yes |
| BLAND | 3 | - | |
| BLC | 5 | BBB | |
| BLESS | - | - | |
| BLISS | - | - | |
| BM | - | - | |
| BOFFICE | - | - | |
| BOL | 5 | - | |
| BPP | 5 | AAA | Yes |
| BPS | 4 | - | Yes |
| BR | 4 | - | |
| BRI | 5 | AA | Yes |
| BROCK | - | - | |
| BRR | 5 | - | Yes |
| BRRGIF | - | - | |
| BSBM | 4 | - | Yes |
| BSM | - | - | |
| BSRC | 5 | - | |
| BTC | 4 | - | Yes |
| BTG | 5 | AAA | Yes |
| BTNC | - | - | |
| BTS | 5 | AA | Yes |
| BTSGIF | - | - | |
| BTW | 4 | - | |
| BUI | - | - | |
| BVG | 4 | - | |
| BWG | 5 | - | Yes |
| B-WORK | - | - | |
| BYD | 4* | - | |
| CAZ | 3 | - | Yes |

| Security | CG Report | SET ESG Ratings | CAC Anti-Corruption |
|---|---|---|---|
| CBG | 5 | AA | Yes |
| CCET | - | - | |
| CCP | - | - | |
| CEN | 3 | - | Yes |
| CENTEL | 5 | AAA | Yes |
| CEYE | - | - | |
| CFARM | 4 | - | |
| CFRESH | 5 | A | Yes |
| CGD | - | - | |
| CGH | 5 | - | Yes |
| CH | 4 | - | |
| CHAO | 3 | - | |
| CHARAN | 3* | - | |
| CHASE | 5 | A | Yes |
| CHAYO | 3 | - | |
| CHEWA | 5 | - | Yes |
| CHG | 5 | - | |
| CHIC | 3 | - | |
| CHO | -* | - | |
| CHOTI | 3 | - | Yes |
| CHOW | 5 | - | Yes |
| CI | 3 | - | Yes |
| CIG | 4 | - | Yes |
| CIMBT | 5 | - | Yes |
| CITY | 3 | - | |
| CIVIL | 5 | - | |
| CK | 5 | AA | |
| CKP | 5 | AAA | |
| CM | 4 | A | Yes |
| CMAN | 4 | - | |
| CMC | 5 | - | Yes |
| CMO | 4* | - | |
| CMR | - | - | |
| CNT | 5 | - | |
| COCOCO | 4 | - | |
| COLOR | 5 | A | |
| COM7 | 5 | AA | Yes |
| COMAN | 4* | - | |
| CPALL | 5 | AAA | Yes |
| CPANEL | - | - | |
| CPAXT | 5 | AA** | |
| CPF | 5 | AAA | Yes |
| CPH | - | - | |
| CPI | 4 | - | Yes |
| CPL | 5 | - | Yes |
| CPN | 5 | AAA | Yes |
| CPNCG | - | - | |
| CPNREIT | - | - | |
| CPR | - | - | |
| CPT | - | - | |
| CPTREIT | - | - | |
| CPW | 5 | - | Yes |
| CRANE | - | - | |
| CRC | 5 | AA | Yes |
| CRD | 4 | - | |
| CREDIT | 5 | - | Yes |
| CSC | 4 | - | Yes |
| CSP | 3 | - | |
| CSR | - | - | |
| CSS | 3 | - | |
| CTARAF | - | - | |
| CTW | - | - | |
| CV | - | - | Yes |
| CWT | 3 | - | |
| D | - | - | |
| DCC | 5 | - | Yes |
| DCON | - | - | |
| DDD | 5 | - | |
| DELTA | 5 | A | Yes |
| DEMCO | 5 | BBB | Yes |
| DEXON | 4 | - | Yes |
| DHOUSE | - | - | |
| DIF | - | - | |
| DIMET | 3* | - | |
| DITTO | 5 | AAA | |
| DMT | 5 | AA | Yes |
| DOD | 3 | - | |
| DOHOME | 5 | - | Yes |
| DPAINT | 3 | - | |
| DREIT | - | - | |
| DRT | 5 | AA | Yes |
| DTCENT | 4 | - | |
| DTCI | - | - | |
| DUSIT | 5 | - | Yes |
| DV8 | 3 | - | |
| EA | 3* | - | |
| EASON | 3 | - | |
| EAST | 4 | - | |
| EASTW | 5 | AA | Yes |
| ECF | 3* | - | Yes |
| EFORL | 3 | - | |
| EGATIF | - | - | |
| EGCO | 5 | AA | Yes |
| EKH | 4 | - | |
| EMC | - | - | |
| EMPIRE | - | - | |
| EP | - | - | Yes |
| EPG | 5 | AA | Yes |
| ERW | 5 | - | Yes |
| ESTAR | 4 | - | |
| ETC | 5 | AA | Yes |
| ETE | 5 | - | Yes |
| ETL | -* | - | |
| EURO | 4 | - | |
| EVER | 4 | - | |
| F&D | - | - | |
| FANCY | - | - | |
| FE | 4 | - | |
| FLOYD | 5 | - | |
| FM | - | - | |
| FMT | - | - | |
| FN | 5 | - | |
| FNS | 3 | - | Yes |
| FORTH | 5 | - | |
| FPI | 5 | AA | Yes |
| FPT | 5 | AA | Yes |
| FSMART | 5 | - | Yes |
| FSX | 5 | - | Yes |
| FTE | 3 | - | Yes |
| FTI | 5 | - | |
| FTREIT | - | - | |
| FUTURERT | - | - | |
| FVC | 4 | - | |
| GABLE | 5 | BBB | |
| GBX | 3 | - | Yes |
| GC | 5 | - | Yes |
| GCAP | 5 | A | Yes |
| GEL | 4 | - | Yes |
| GENCO | - | - | |
| GFC | 5 | - | |
| GFPT | 5 | - | Yes |
| GGC | 5 | - | Yes |
| GJS | - | - | |
| GLAND | 5 | - | |
| GLOBAL | 5 | AA | Yes |
| GLORY | - | - | |
| GPI | 3 | - | Yes |
| GPSC | 5 | AAA | Yes |
| GRAMMY | 5 | - | |
| GRAND | - | - | |
| GREEN | - | - | |
| GROREIT | - | - | |
| GSTEEL | - | - | |

| Security | CG Report | SET ESG Ratings | CAC Anti-Corruption |
|---|---|---|---|
| GTB | 3 | - | |
| GTV | -* | - | |
| GULF | 5 | AAA | |
| GUNKUL | 5 | AA | Yes |
| GVREIT | - | - | |
| GYT | 3 | - | |
| HANA | 5 | AA | Yes |
| HANN | - | - | |
| HARN | 5 | A | Yes |
| HEALTH | - | - | Yes |
| HENG | 5 | AA | Yes |
| HFT | - | - | |
| HL | - | - | |
| HMPRO | 5 | AA | Yes |
| HPF | - | - | |
| HPT | 5 | - | |
| HTC | 5 | AA | Yes |
| HTECH | - | - | |
| HUMAN | 4 | - | |
| HYDRO | -* | - | |
| HYDROGE | - | - | |
| I2 | - | - | |
| ICC | 5 | - | Yes |
| ICHI | 5 | A | Yes |
| ICN | 4 | - | Yes |
| IFS | 4 | - | Yes |
| IHL | - | - | |
| IIG | - | - | |
| III | 5 | AA | Yes |
| ILINK | 5 | A | Yes |
| ILM | 5 | AA | Yes |
| IMH | 3 | - | |
| IMPACT | - | - | |
| IND | 5 | - | |
| INET | 5 | - | Yes |
| INETREIT | - | - | |
| INGRS | - | - | |
| INOX | - | - | Yes |
| INSET | 5 | BBB | |
| INSURE | 5 | - | Yes |
| IP | 5 | - | |
| IRC | 5 | A | |
| IRCP | 3 | - | |
| IROYAL | - | - | |
| IRPC | 5 | - | Yes |
| ISSARA | - | - | |
| ITD | 5 | A | |
| ITC | 5 | - | Yes |
| ITD | -* | - | |
| ITEL | 5 | A | Yes |
| ITNS | 3 | - | |
| ITTHI | 5 | - | |
| IVF | 3 | - | |
| IVL | 5 | AAA | Yes |
| J | 5 | - | |
| JAK | - | - | |
| JAS | 5 | - | Yes |
| JCK | 3 | - | |
| JCKH | - | - | |
| JCT | - | - | |
| JDF | 4 | - | |
| JKN | - | - | |
| JMART | 5 | A | Yes |
| JMT | 5 | BBB | |
| JPARK | 4 | - | |
| JR | - | - | Yes |
| JSP | 4 | - | |
| JTS | 5 | - | Yes |
| JUBILE | 4 | - | |
| K | 4 | - | Yes |
| KAMART | - | - | |
| KASET | - | - | Yes |
| KBANK | 5 | AAA | Yes |
| KBS | 3 | - | |
| KBSPIF | - | - | |
| KC | - | - | |
| KCAR | 5 | - | Yes |
| KCC | 5 | - | |
| KCE | 5 | A | Yes |
| KCG | 5 | A | |
| KCM | - | - | |
| KDH | - | - | |
| KGEN | - | - | Yes |
| KGI | 4* | - | Yes |
| KIAT | - | - | |
| KISS | 3 | - | |
| KJL | 5 | - | Yes |
| KK | 3 | - | |
| KKC | - | - | |
| KKP | 5 | AA | Yes |
| KLINIQ | - | - | |
| KOOL | - | - | |
| KPNREIT | - | - | |
| KSL | 5 | - | Yes |
| KTB | 5 | AAA | Yes |
| KTBSTMR | - | - | |
| KTC | 5 | AAA | Yes |
| KTIS | 4 | - | |
| KTMS | 4 | - | |
| KUMWEL | 5 | A | |
| KUN | 4 | - | |
| KWC | 3 | - | |
| KWI | - | - | |
| KWM | 3 | - | |
| KYE | - | - | |
| L&E | 3 | - | Yes |
| LALIN | 4 | - | |
| LANNA | 4 | - | Yes |
| LDC | 3 | - | |
| LEE | 3 | - | |
| LEO | 4 | - | |
| LH | 5 | AA | Yes |
| LHFG | 5 | A | Yes |
| LHHOTEL | - | - | |
| LHK | 4 | - | Yes |
| LHRREIT | - | - | |
| LHSC | - | - | |
| LIT | 5 | - | |
| LOXLEY | 5 | A | |
| LPH | - | - | |
| LPN | 4* | - | Yes |
| LRH | 5 | - | Yes |
| LST | 5 | - | |
| LTMH | - | - | |
| LTS | - | - | |
| LUXF | - | - | |
| M | 5 | - | Yes |
| MADAME | -* | - | |
| MAGURO | 4 | - | |
| MAJOR | 5 | AA | Yes |
| MALEE | 5 | - | Yes |
| MANRIN | - | - | |
| MASTER | - | - | |
| MATCH | 4 | - | Yes |
| MATI | - | - | |
| MBAX | 4 | - | Yes |
| MBK | 5 | A | Yes |
| MC | 5 | AAA | Yes |
| MCA | 3 | - | |
| M-CHAI | 4 | AAA | |
| MCOT | 4 | - | Yes |
| MCS | - | - | |
| MDX | - | - | |

| Security | CG Report | SET ESG Ratings | CAC Anti-Corruption |
|---|---|---|---|
| MEB | 3 | - | |
| MEDEZE | 3 | - | |
| MEGA | 5 | A | Yes |
| MENA | 3 | - | Yes |
| META | - | - | Yes |
| METCO | 4 | - | |
| MFC | 5 | A | Yes |
| MFEC | 5 | AAA | Yes |
| MGC | 5 | - | |
| MGI | - | - | |
| MGT | - | - | |
| MICRO | 4 | BBB | |
| MIDA | - | - | |
| MII | - | - | |
| MILL | 3* | - | |
| MINT | 5 | AA | Yes |
| MIPF | - | - | |
| MITSIB | 3 | - | |
| MJD | - | - | |
| MJLF | - | - | |
| MK | 3 | - | |
| ML | - | - | |
| MNIT | - | - | |
| MNIT2 | - | - | |
| MNRF | - | - | |
| MODERN | 5 | A | Yes |
| MONO | 5 | - | Yes |
| MOONG | 5 | A | Yes |
| MORE | - | - | |
| MOSHI | 5 | A | Yes |
| MOTHER | - | - | |
| M-PAT | - | - | |
| MPJ | 3 | - | |
| MSC | 5 | A | Yes |
| MST | 5 | - | Yes |
| M-STOR | - | - | |
| MTC | 5 | AAA | Yes |
| MTI | 5 | AA | Yes |
| MTW | - | - | |
| MUD | - | - | |
| MVP | 4* | - | |
| NAM | 3 | - | |
| NAT | - | - | |
| NATION | 3 | - | Yes |
| NC | 4 | - | |
| NCAP | 3 | - | Yes |
| NCH | 4 | - | |
| NCL | 4 | - | |
| NCP | - | - | |
| NDR | 4 | - | |
| NEO | 4 | - | |
| NEP | 5 | - | Yes |
| NER | 5 | A | Yes |
| NETBAY | - | - | |
| NEW | - | - | |
| NEWS | - | - | |
| NEX | 3 | - | |
| NFC | - | - | |
| NKI | 5 | - | Yes |
| NKT | - | - | |
| NL | 4 | - | |
| NNCL | - | - | |
| NOBLE | 5 | AAA | Yes |
| NOVA | 3 | - | |
| NPK | 3 | - | |
| NRF | 5* | - | Yes |
| NSL | 4 | - | |
| NTSC | 4 | - | |
| NTV | 4 | - | |
| NUT | - | - | |
| NV | 5 | - | |
| NVD | 5 | A** | |
| NWR | - | - | Yes |
| NYT | 5 | AA | |
| OCC | 5 | - | Yes |
| OGC | 3 | - | Yes |
| OHTL | - | - | |
| OKJ | 4 | - | |
| ONEE | 5 | - | |
| ONSENS | - | - | |
| OR | 5 | AAA | Yes |
| ORI | 5 | AAA | Yes |
| ORN | 5 | - | |
| OSP | 5 | AA | Yes |
| PACO | 3 | - | |
| PAF | - | - | |
| PANEL | 3 | - | |
| PAP | 5 | - | Yes |
| PATO | 4 | - | Yes |
| PB | 5 | AAA | Yes |
| PCC | 5 | A | |
| PCE | 3 | - | |
| PCSGH | 5 | A | Yes |
| PDG | 4 | - | Yes |
| PDJ | 5 | BBB | Yes |
| PEACE | 4 | - | |
| PEER | 4 | - | |
| PERM | - | - | |
| PF | - | - | |
| PG | 5 | - | Yes |
| PHG | 3 | - | |
| PHOL | 5 | A | Yes |
| PICO | 3 | - | |
| PIMO | 5 | - | Yes |
| PIN | 3 | - | |
| PIS | 3 | - | |
| PJW | 5 | - | |
| PK | - | - | Yes |
| PL | 5 | - | Yes |
| PLANB | 5 | AA | Yes |
| PLANET | 3 | - | Yes |
| PLAT | 5 | - | Yes |
| PLE | - | - | |
| PLT | - | - | |
| PLUS | 5 | - | Yes |
| PM | 5 | A | Yes |
| PMC | 5 | - | Yes |
| PMTA | - | - | |
| POLY | 3 | - | |
| POPF | - | - | |
| PORT | 5 | - | |
| PPM | - | - | |
| PPP | 5 | - | Yes |
| PPPM | - | - | Yes |
| PPS | 5 | AA | Yes |
| PQS | 5 | - | Yes |
| PR9 | 5 | AAA | Yes |
| PRAKIT | 3 | - | |
| PRAPAT | 3 | - | |
| PREB | 4 | - | Yes |
| PRECHA | - | - | |
| PRG | 5 | - | Yes |
| PRI | 4 | - | |
| PRIME | 4 | - | Yes |
| PRIN | 4 | - | |
| PRINC | 4* | - | Yes |
| PRM | 5 | - | Yes |
| PROEN | 3 | - | Yes |
| PROS | 3 | - | Yes |
| PROSPECT | - | - | |
| PROUD | 4 | - | |
| PRTR | 5 | - | Yes |
| PSG | 4 | - | |

| Security | CG Report | SET ESG Ratings | CAC Anti-Corruption |
|---|---|---|---|
| PSH | 5 | AA | Yes |
| PSL | 5 | AA | Yes |
| PSP | 5 | - | |
| PSTC | 4 | - | Yes |
| PT | 4 | - | Yes |
| PTC | 5 | - | |
| PTECH | 3 | - | Yes |
| PTG | 5 | - | Yes |
| PTL | - | - | |
| PTT | 5 | AAA | Yes |
| PTTEP | 5 | AA** | Yes |
| PTTGC | 5 | AAA | Yes |
| PYLON | 3 | - | Yes |
| Q-CON | 5 | BBB | Yes |
| QH | 5 | - | Yes |
| QHBREIT | - | - | |
| QHHRREIT | - | - | |
| QHOP | - | - | |
| QLT | 4 | BBB | Yes |
| QTC | 5 | AA | Yes |
| QTCG | - | - | |
| RABBIT | 5 | - | Yes |
| RAM | 3 | - | |
| RATCH | 5 | AAA | Yes |
| RBF | 5 | A | Yes |
| RCL | 4 | - | |
| READY | 4 | - | |
| RICHY | - | - | |
| RJH | 3 | - | |
| RML | 3 | - | Yes |
| ROCK | 3 | - | |
| ROCTEC | 5 | - | |
| ROH | - | - | |
| ROJNA | - | - | |
| RP | - | - | |
| RPC | 3 | - | |
| RPH | 4 | - | |
| RS | 5 | - | Yes |
| RSP | - | - | |
| RT | 5 | - | |
| RWI | - | - | Yes |
| S | 5 | AA | Yes |
| S&J | 5 | AA | Yes |
| S11 | - | - | |
| SA | 5 | - | Yes |
| SAAM | 5 | - | Yes |
| SABINA | 5 | AAA | Yes |
| SAF | - | - | |
| SAFE | 3 | - | |
| SAK | 5 | A | Yes |
| SALEE | 3 | - | |
| SAM | -* | - | |
| SAMART | 5 | - | |
| SAMCO | 4 | - | |
| SAMTEL | 5 | - | |
| SANKO | 4 | - | |
| SAPPE | 4 | A | Yes |
| SAT | 5 | AA | Yes |
| SAUCE | - | - | |
| SAV | 5 | - | |
| SAWAD | 5 | AA | |
| SAWANG | - | - | |
| SC | 5 | AA | Yes |
| SCAP | 5 | - | |
| SCB | 5 | AA | Yes |
| SCC | 5 | AAA | Yes |
| SCCC | 5 | AA | Yes |
| SCG | 5 | AA | Yes |
| SCGD | 5 | A | Yes |
| SCGP | 5 | AAA | Yes |
| SCI | 4 | - | |
| SCL | - | - | |
| SCM | 5 | - | Yes |
| SCN | 4 | - | Yes |
| SCP | - | - | |
| SDC | 5 | - | |
| SE | 5 | - | |
| SEAFCO | 5 | - | |
| SEAOIL | 5 | - | Yes |
| SECURE | 4 | - | |
| SE-ED | 3 | - | Yes |
| SEI | - | - | |
| SELIC | 5 | A | Yes |
| SENA | 5 | BBB | Yes |
| SENX | 5 | - | Yes |
| SFLEX | 5 | A | Yes |
| SFT | 4 | - | Yes |
| SGC | 5 | A | Yes |
| SGF | 5 | - | |
| SGP | 5 | - | Yes |
| SHANG | - | - | |
| SHR | 5 | AA | Yes |
| SIAM | 3 | - | |
| SICT | 5 | A | |
| SIMAT | - | - | |
| SINGER | 3 | - | Yes |
| SINO | 4 | - | Yes |
| SIRI | 5 | AAA | Yes |
| SIRIPRT | - | - | |
| SIS | 5 | - | Yes |
| SISB | 3 | - | |
| SITHAI | 5 | A | Yes |
| SJWD | 5 | AAA | Yes |
| SK | 3 | - | |
| SKE | 4 | - | Yes |
| SKIN | - | - | |
| SKN | 3 | - | |
| SKR | 5 | BBB | Yes |
| SKY | 5 | - | |
| SLP | - | - | |
| SMART | - | - | |
| SMD100 | 3 | - | |
| SMIT | - | - | Yes |
| SMPC | 5 | AA | Yes |
| SMT | 4 | - | |
| SNC | 5 | A | Yes |
| SNNP | 5 | A | Yes |
| SNP | 5 | AA | Yes |
| SNPS | 3 | - | |
| SO | 5 | BBB | |
| SOLAR | - | - | |
| SONIC | 5 | - | |
| SORKON | 3 | - | Yes |
| SPA | 4 | - | |
| SPACK | - | - | Yes |
| SPALI | 5 | A | Yes |
| SPC | 5 | - | Yes |
| SPCG | 5 | - | |
| SPG | - | - | |
| SPI | 5 | A | Yes |
| SPRC | 5 | - | Yes |
| SPREME | 3 | - | |
| SPRIME | - | - | |
| SPVI | 4 | - | |
| SQ | -* | - | |
| SR | 5 | - | |
| SRICHA | - | - | Yes |
| SRIPANWA | - | - | |
| SRS | 4 | - | |
| SSF | 5 | - | Yes |
| SSP | 5 | AA | Yes |
| SSPF | - | - | |
| SSSC | 5 | A | Yes |

| Security | CG Report | SET ESG Ratings | CAC Anti-Corruption |
|---|---|---|---|
| SSTRT | - | - | |
| STA | 5 | AAA | Yes |
| STANLY | 3 | - | |
| STARM | 5 | - | Yes |
| STC | 3 | - | |
| STECH | - | - | |
| STECON | 5 | AA | |
| STELLA | -* | - | |
| STGT | 5 | AAA | Yes |
| STI | 5 | - | |
| STOWER | - | - | Yes |
| STP | - | - | |
| STPI | 3 | - | |
| STX | 3 | - | |
| SUC | 5 | - | |
| SUN | 5 | BBB | |
| SUPER | 4 | - | |
| SUPEREIF | - | - | |
| SUSCO | 5 | - | Yes |
| SUTHA | 5 | AA | |
| SVI | 4* | - | Yes |
| SVOA | 5 | AA | Yes |
| SVR | 3 | - | |
| SVT | 3 | - | Yes |
| SWC | 4 | - | |
| SYMC | 5 | BBB | Yes |
| SYNEX | 5 | AA | |
| SYNTEC | 5 | - | Yes |
| TACC | 5 | - | |
| TAE | 4 | - | Yes |
| TAKUNI | 3 | - | Yes |
| TAN | 5 | - | |
| TAPAC | - | - | |
| TASCO | 5 | AA | Yes |
| TATG | 3 | - | |
| TBN | 5 | - | Yes |
| TC | - | - | |
| TCAP | 5 | AA | Yes |
| TCC | -* | - | |
| TCJ | - | - | |
| TCMC | 5 | - | Yes |
| TCOAT | - | - | |
| TEAM | - | - | |
| TEAMG | 5 | - | |
| TEGH | 5 | AAA | Yes |
| TEKA | 5 | - | |
| TERA | - | - | |
| TFFIF | - | - | |
| TFG | 5 | AA | Yes |
| TFI | 3 | - | Yes |
| TFM | 4 | - | |
| TFMAMA | 5 | AAA | Yes |
| TGE | 5 | A | Yes |
| TGH | 5 | AA | Yes |
| TGPRO | - | - | |
| TH | - | - | |
| THAI | - | - | |
| THANA | 5 | BBB | |
| THANI | 5 | AA | Yes |
| THCOM | 5 | AAA | Yes |
| THE | - | - | |
| THG | 3* | - | |
| THIP | 5 | A | Yes |
| THMUI | - | - | |
| THRE | 5 | - | Yes |
| THREL | 5 | A | Yes |
| TIDLOR | 4* | - | |
| TIF1 | - | - | |
| TIGER | - | - | |
| TIPCO | 4 | - | Yes |
| TIPH | 5 | - | Yes |
| TISCO | 5 | AAA | Yes |
| TITLE | 4 | - | |
| TK | 4 | - | |
| TKC | - | - | |
| TKN | 4* | - | Yes |
| TKS | 5 | A | Yes |
| TKT | 5 | - | Yes |
| TL | -* | - | |
| TLHPF | - | - | |
| TLI | 5 | A | |
| TM | 5 | - | |
| TMAN | 3 | - | |
| TMC | 4 | - | |
| TMD | 5 | - | Yes |
| TMI | 4 | - | |
| TMILL | 5 | - | Yes |
| TMT | 5 | AAA | Yes |
| TMW | - | - | |
| TNDT | 5 | - | |
| TNH | - | - | |
| TNITY | 5 | - | Yes |
| TNL | 5 | - | Yes |
| TNP | 4 | - | Yes |
| TNPC | - | - | |
| TNPF | - | - | |
| TNR | 4 | - | Yes |
| TOA | 5 | A | |
| TOG | 5 | A | Yes |
| TOP | 5 | AAA | Yes |
| TOPP | 3 | - | Yes |
| TPA | 4 | - | Yes |
| TPAC | 5 | AA | Yes |
| TPBI | 5 | AAA | |
| TPCH | - | - | |
| TPCS | 4 | A | Yes |
| TPIPL | 4* | - | |
| TPIPP | 4 | AAA** | |
| TPL | - | - | |
| TPLAS | 3 | - | Yes |
| TPOLY | 3 | - | |
| TPP | - | - | |
| TPRIME | - | - | |
| TPS | 4 | - | |
| TQM | 5 | A | Yes |
| TQR | 4 | - | |
| TR | - | - | |
| TRC | 3* | - | |
| TRITN | - | - | |
| TRP | 4 | - | |
| TRT | 4 | - | Yes |
| TRU | 3 | - | Yes |
| TRUBB | 5 | AA | |
| TRUE | 5 | - | Yes |
| TRV | - | - | |
| TSC | 5 | A | |
| TSE | 3 | - | |
| TSI | -* | - | Yes |
| TSR | 3* | - | |
| TSTE | 5 | - | Yes |
| TSTH | 5 | A | Yes |
| TTA | 5 | AA | Yes |
| TTB | 5 | AAA | Yes |
| TTCL | 5 | - | Yes |
| TTI | - | - | |
| TTLPF | - | - | |
| TTW | 5 | AA | |
| TU | 5 | A | Yes |
| TU-PF | - | - | |
| TURBO | - | - | Yes |
| TURTLE | 4 | - | Yes |
| TVDH | 5 | - | Yes |
| TVH | 5 | - | |

| Security | CG Report | SET ESG Ratings | CAC Anti-Corruption |
|---|---|---|---|
| TVO | 5 | AAA | Yes |
| TVT | 4 | - | |
| TWP | - | - | |
| TWPC | 5 | A | Yes |
| TWZ | - | - | |
| TYCN | - | - | |
| UAC | 5 | A | |
| UBA | 4 | - | |
| UBE | 5 | A | Yes |
| UBIS | 5 | - | Yes |
| UEC | - | - | Yes |
| UKEM | 3 | - | Yes |
| UMI | - | - | |
| UMS | -* | - | |
| UNIQ | - | - | |
| UOBKH | 3 | - | Yes |
| UP | 5 | - | |
| UPF | 5 | BBB | Yes |
| UPOIC | 5 | BBB | |
| UREKA | 4 | - | |
| UTP | - | - | |
| UV | 5 | - | Yes |
| UVAN | - | - | |
| VARO | 3 | - | |
| VCOM | 4 | - | Yes |
| VGI | 5 | AA | Yes |
| VIBHA | 5 | BBB | Yes |
| VIH | 5 | A | Yes |
| VL | 3 | - | |
| VNG | 5 | - | Yes |
| VPO | - | - | |
| VRANDA | 4 | - | |
| VS | - | - | |
| WACOAL | 5 | A | Yes |
| WARRIX | 4 | - | |
| WAVE | 4* | - | |
| WELL | - | - | |
| WFX | 3 | - | |
| WGE | 5 | - | |
| WHA | 5 | AAA | Yes |
| WHABT | - | - | |
| WHAIR | - | - | |
| WHART | - | - | |
| WHAUP | 5 | AAA | Yes |
| WICE | 5 | AA | Yes |
| WIIK | 3 | - | Yes |
| WIN | 4 | - | |
| WINDOW | - | - | |
| WINMED | 5 | - | |
| WINNER | 5 | - | |
| WORK | 3 | - | |
| WP | 5 | - | |
| WPH | 5 | - | Yes |
| WSOL | -* | - | |
| XBIO | - | - | |
| XO | 4 | A | Yes |
| XPG | 4 | - | |
| XYZ | 4 | - | |
| YGG | - | - | |
| YONG | - | - | |
| YUASA | 3 | - | Yes |
| ZAA | 3 | - | |
| ZEN | 5 | AA | Yes |
| ZIGA | 4 | - | Yes |

source: Setsmart

Certified : This level indicates practical participation with thoroughly examination in relation to the recommended procedures from the audit committee or the SEC's certified auditor, being a certified member of Thailand's Private Sector Collective Action Coalition Against Corruption programme (Thai CAC) or already passed examination to ensure independence from external parties.

Declared : This level indicates determination to participate in the Thailand's Private Sector Collective Action Coalition Against Corruption programme (Thai CAC)

"Disclaimer: The disclosure of the survey result of the Thai Institute of Directors Association (IOD) regarding corporate governance is made pursuant to the policy of the Office of the Securities and Exchange Commission. The IOD survey is based on the information of a company listed on the Stock Exchange of Thailand and the Market for Alternative Investment disclosed to the public and able to be accessed by a general public investor. The result, therefore, is from the perspective of a third party. It is not an evaluation of operation and is not based on inside information

The survey result is as of the date appearing in the Corporate Governance Report of Thai Listed Companies. As a result, the survey result may be changed after that date. Asia Plus Securities Public Company Limited neither confirms nor certifies the accuracy of such survey results.

"Disclaimer: The disclosure of the Anti-Corruption Progress Indicators of a listed company on the Stock Exchange of Thailand, which is assessed by the relevant institution as disclosed by the Office of the Securities and Exchange Commission, is made in order to comply with the policy and sustainable development plan for the listed companies. The relevant institution made this assessment based on the information received from the listed company, as stipulated in the form for the assessment of Anti-corruption which refers to the Annual Registration Statement (Form 56-1), Annual Report (Form 56-2), or other relevant documents or reports of such listed company. The assessment result is therefore made from the perspective of a third party. It is not an assessment of operation and is not based on any inside information. Since this assessment is only the assessment result as of the date appearing in the assessment result, it may be changed after that date or when there is any change to the relevant information. Nevertheless, Asia Plus Securities Public Company Limited neither confirms, verifies, nor certifies the accuracy and completeness of the assessment result."